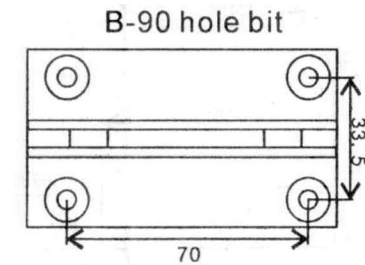
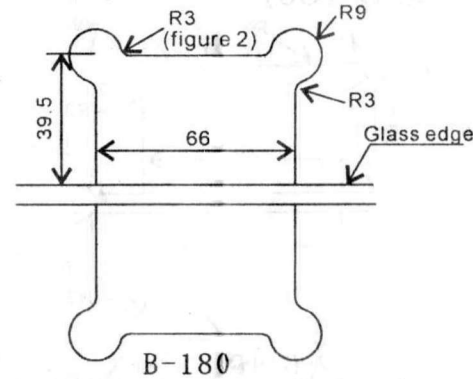
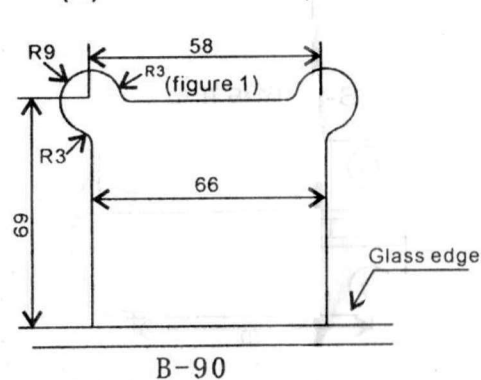


B-90 B-180 Hydraulic Buffer Glass Door Hinges' Specification

(1) Application range & glass door parameters :

1. This series of hydraulic glass hinge is suitable for tempered glass door without frame .
2. Suitable for MAX door height $\leq 2100\text{mm}$
3. Suitable for MAX door width $\leq 800\text{mm}$
4. Glass door thickness : 8-12mm
5. Maximum bearing weight of 45KG/2PCS

(2) Glass door open cut reference graph (figure 1B -90 figure 2B - 180)

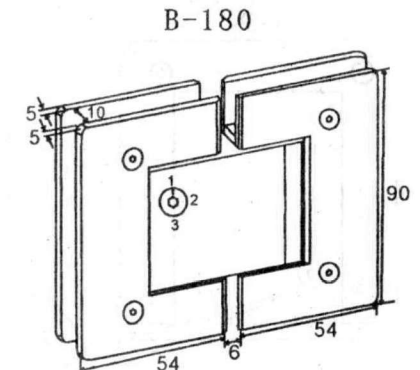
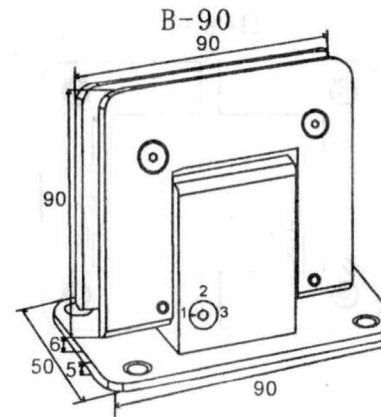
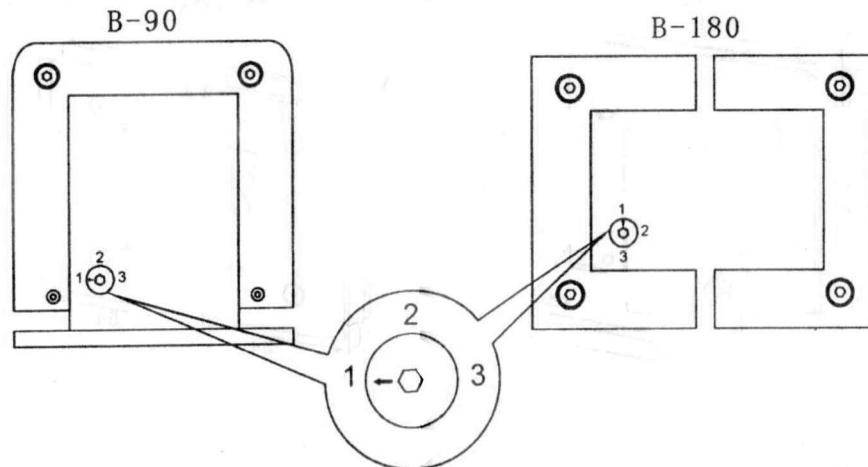


(3) After the glass cut , it must be treated with steel processing ,make sure the installation angle between the glass door and the ground is 90°when you install it .

(4) The hydraulic glass door hinge can be adjusted for closing strength for 1 .2 .3 degree

Note: the door must be completely closed before you need to adjust the closing strength .

The regulation method is as follows :



(Twist the arrow to the position of desire strength)